



DESCRIPTION

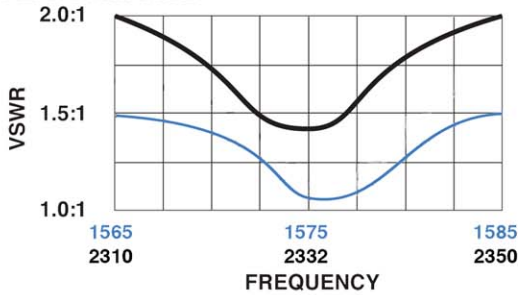
S65-1575-161: Active, low-profile GPS WAAS LPV antenna element combined with XM Radio antenna for aviation weather data and cabin entertainment services. Integrated 29.5 dB amplifiers are DC-grounded.

The advanced radome design and material offers enhanced protection against lightning, rain and ice.

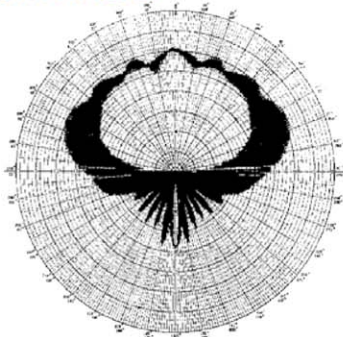
S67-1575-171: Same as -161 except Sirius Radio frequencies and GPS WAAS LPV.

FEDERAL & MILITARY SPECS: DO-160C, MIL-C-5541, MIL-E-5400, MIL-STD-810, TSO-C129a.

PERFORMANCE



RADIATION PATTERN

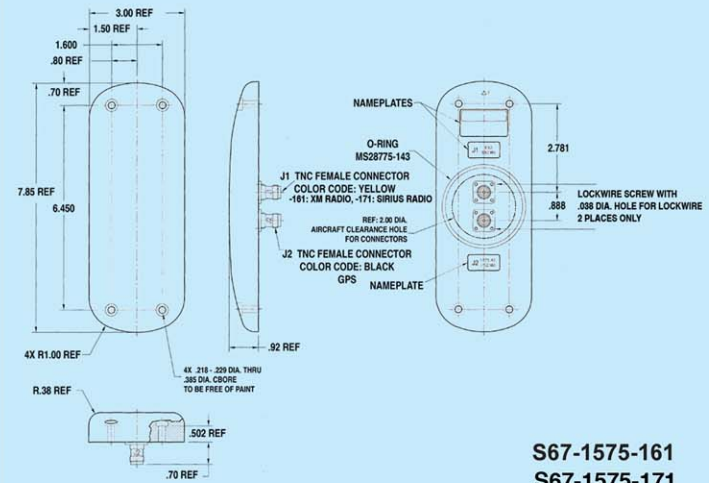


1565 - 1585 MHz



SPECIFICATIONS		
MODEL	S67-1575-161	S67-1575-171
ELECTRICAL		
Frequency	J1: 2338 ± 7 MHz	2326 ± 7 MHz
	J2: Rx 1565.0 - 1585.0 MHz	
VSWR	J1: < 2.0:1 J2: < 1.5:1	
Polarization	RHCP	
Impedance	50 Ohms	
Power Handling	J1: 60 Watts CW J2: 1 Watt	
Gain	-1.0 dBic 0° ≤ θ ≤ 75° -2.5 dBic 75° < θ ≤ 80° -4.5 dBic 80° < θ ≤ 85° -7.5 dBic θ = 90° @ Horizon	
Gain (Pre-amplifier)	29.5 ± 3 dB	
Voltage	+4 TO + 24VDC @ 45 mA MAX	
Lightning Protection	J1 & J2: DC Grounded	
MECHANICAL		
Weight	16 oz.	
Height	.92 in.	
Length	7.85 in.	
Width	3.00 in.	
Material	6061-T6 aluminum	
Finish	Skydrol-resistant enamel	
Connectors	J1: TNC Female J2: TNC Female	
ENVIRONMENTAL		
Temperature	-55°C (-67°F) TO +85°C (+185°F)	
Vibration	10 G's	
Altitude	-100 to 55,000 ft	

OUTLINE DRAWING



Sensor Systems, Inc.

8929 Fullbright Ave., Chatsworth, CA 91311

Ph: 818-341-5366 Fax: 818-341-9059

Email: info@SensorAntennas.com

www.SensorAntennas.com